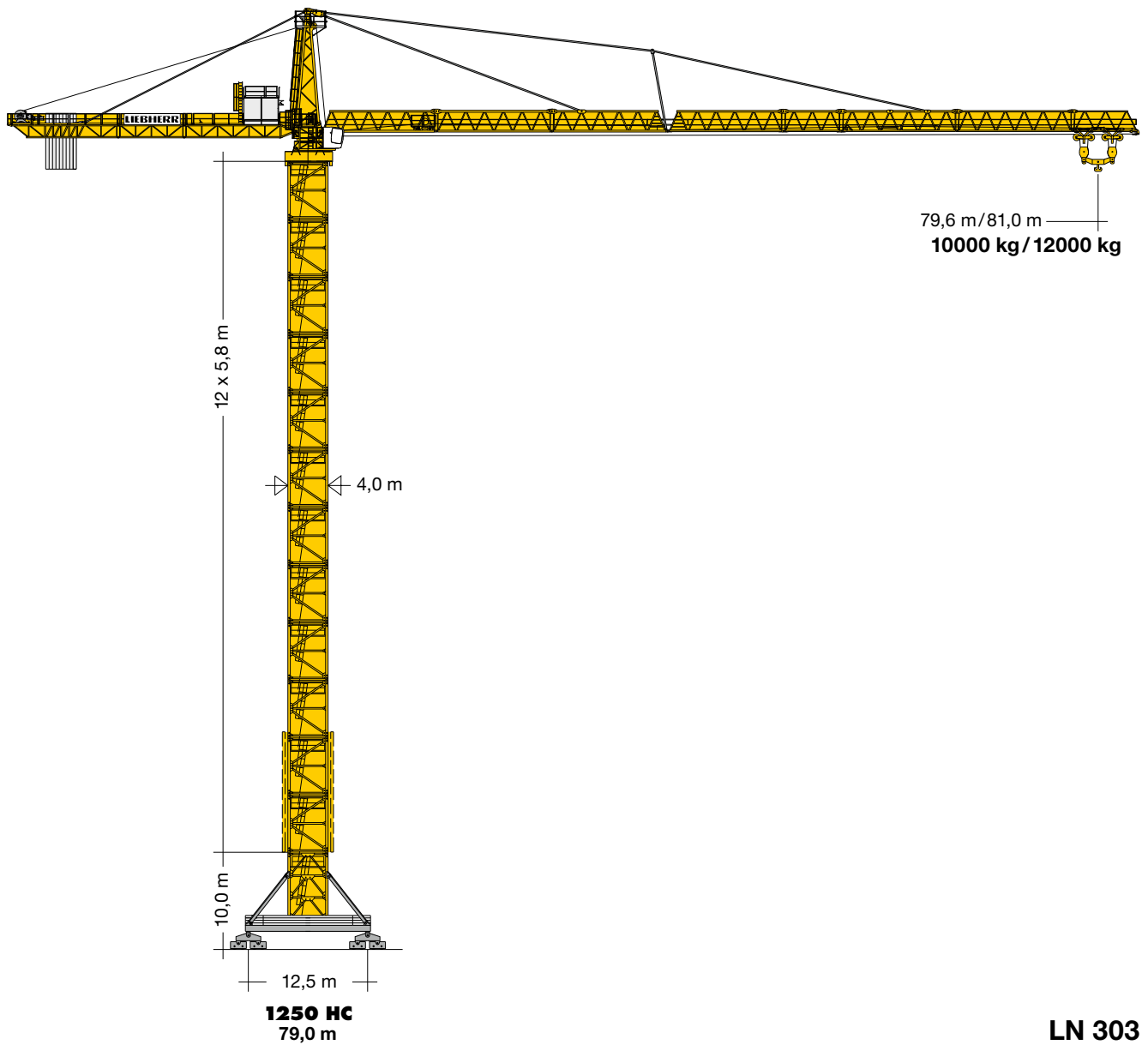


# Turmdrehkran 1250 HC 50

Tower Crane / Grue à tour / Gru a torre / Grúa torre /  
Guindaste de torre / Кран башенный

**1250 HC 40**

▶ **1250 HC 50**

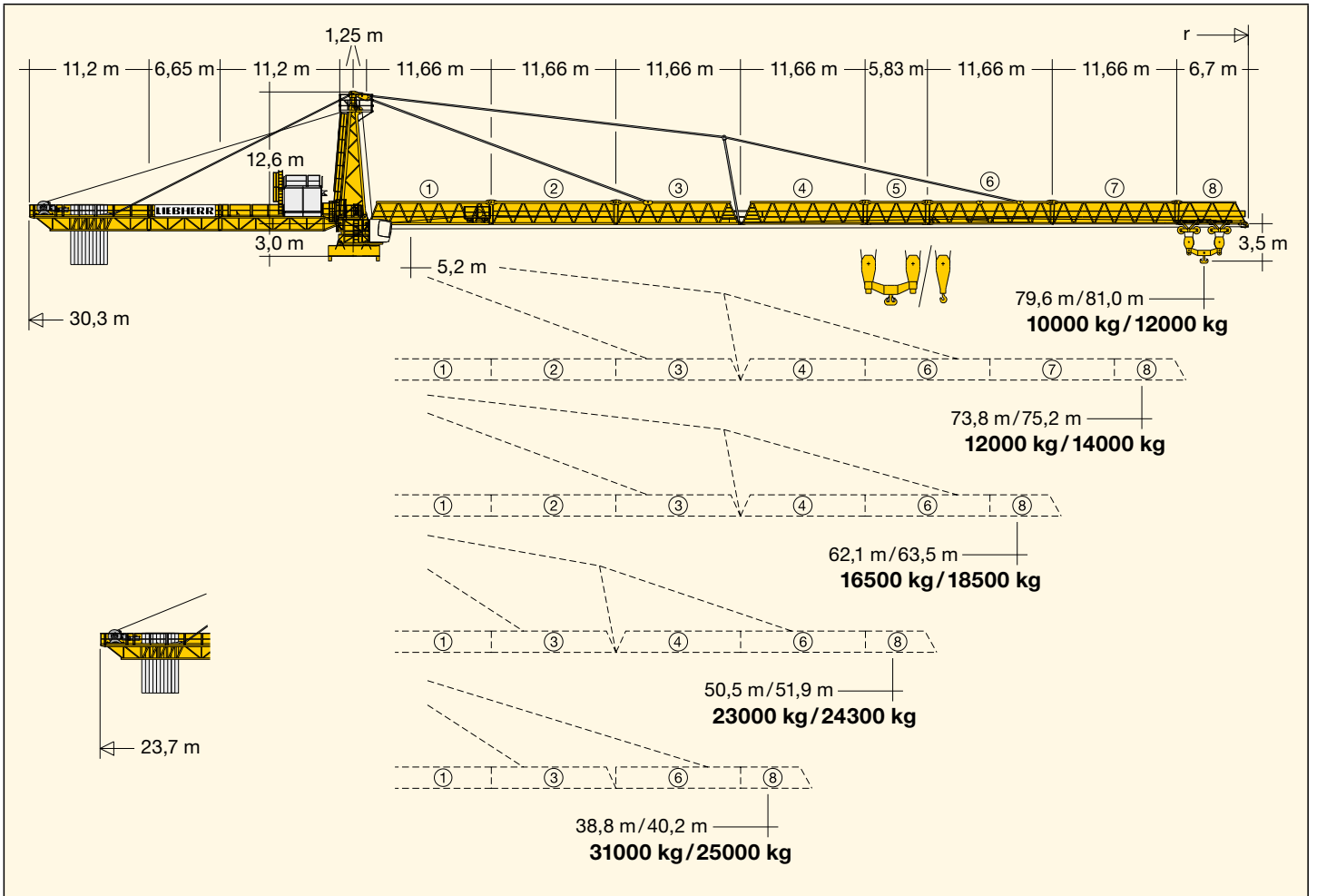


LN 303

# LIEBHERR

# Ausladung und Tragfähigkeit

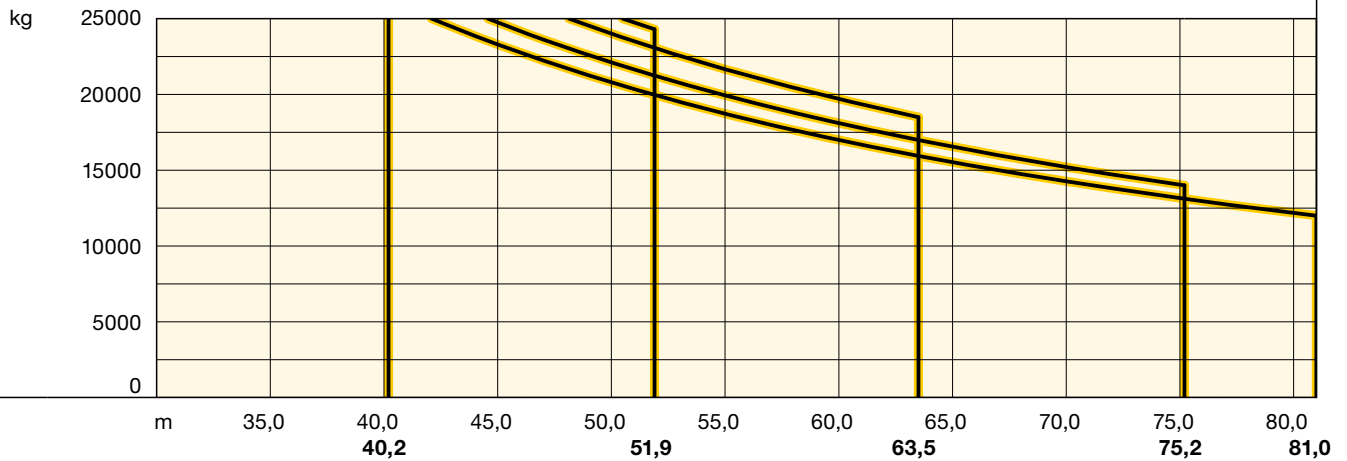
Radius and capacity / Portée et charge / Sbraccio e portata / Alcances y cargas / Alcance e capacidade de carga / Вылет и грузоподъемность



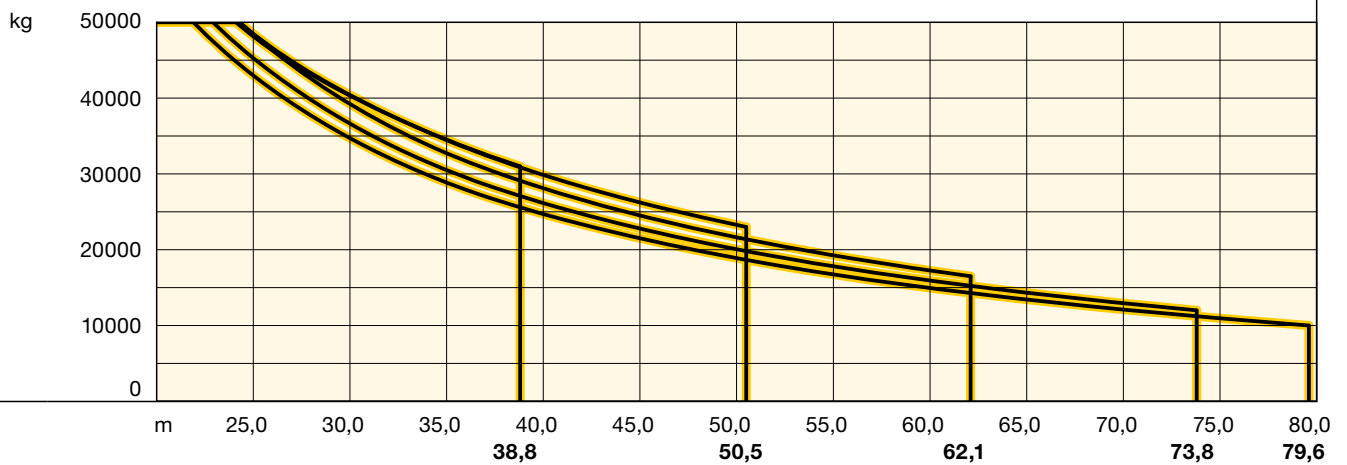
# Ausladung und Tragfähigkeit

Radius and capacity/Portée et charge/Sbraccio e portata/  
Alcances y cargas/Alcance e capacidade de carga/Вылет и грузоподъемность

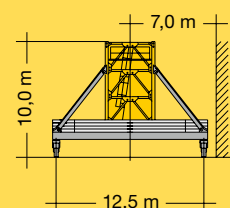
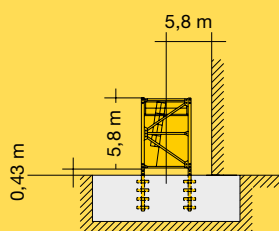
m	r	m/kg	m/kg									
			35,0	40,0	45,0	50,0	55,0	60,0	65,0	70,0	75,0	81,0
81,0	(r=83,7)	6,6 - 42,1 25000	25000	25000	23290	20790	18730	17000	15530	14260	13150	12000
75,2	(r=77,9)	6,6 - 44,6 25000	25000	25000	24740	22110	19940	18110	16550	15210	75,2 m 14000	
63,5	(r=66,2)	6,6 - 48,1 25000	25000	25000	25000	24000	21660	19700	63,5 m 18500			
51,9	(r=54,6)	6,6 - 50,5 25000	25000	25000	25000	51,9 m 24300						
40,2	(r=42,9)	6,6 - 40,2 25000	25000	40,2 m 25000								

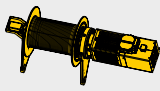


m	r	m/kg	m/kg											
			25,0	30,0	35,0	40,0	45,0	50,0	55,0	60,0	65,0	70,0	75,0	79,6
79,6	(r=83,7)	5,2 - 21,9 50000	42950	34710	28850	24690	21490	18890	16740	14940	13410	12090	10940	10000
73,8	(r=77,9)	5,2 - 22,9 50000	45260	36630	30490	26140	22770	20050	17810	15920	14320	12930	73,8 m 12000	
62,1	(r=66,2)	5,2 - 24,3 50000	48380	39220	32710	28090	24520	21630	19250	62,1 m 16500				
50,5	(r=54,6)	5,2 - 24,3 50000	48470	40400	34440	29850	26220	50,5 m 23000						
38,8	(r=42,9)	5,2 - 24,1 50000	48110	40310	34510	38,8 m 31000								



LN 303	1250 HC	
13	75,2 <sup>*)</sup>	-
12	69,4	79,0 <sup>*)</sup>
11	63,6	73,2
10	57,8	67,4
9	52,0	61,6
8	46,2	55,8
7	40,4	50,0
6	34,6	44,2
5	28,8	38,4
4	23,0	32,6
3	17,2	26,8
2	11,4	21,0
1	5,6	15,2
0	-0,2	9,4
	m	m





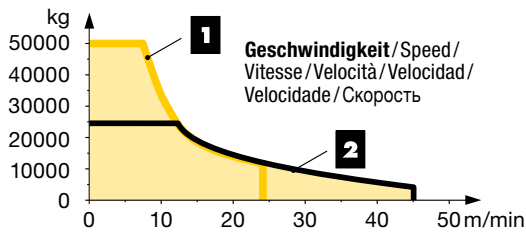
↔ **stufenlos / stepless / régl. continu / regl. progressiva / sin escalones / sem degraus / бесступенчатый**  
kg m/min

65 kW FU **[SD.shift]**  
WIW 280 WZ 404

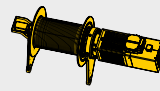
**5 Lagen**  
Layers  
Couches  
Avvolgimenti  
Camadas  
Capas  
Слоёв

<b>1</b>	50000	0 ↔ 7
	11300	0 ↔ 24
<b>2</b>	24800	0 ↔ 12
	4700	0 ↔ 45

172,0 m / 86,0 m  
max. 301,0 m / 151,0 m<sup>1)</sup>



**Geschwindigkeit / Speed / Vitesse / Velocità / Velocidad / Velocidade / Скорость**



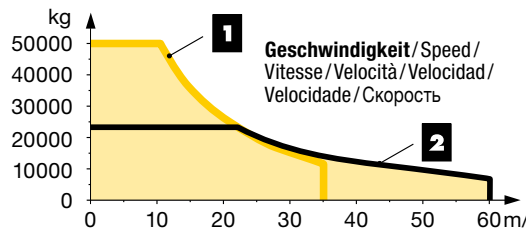
↔ **stufenlos / stepless / régl. continu / regl. progressiva / sin escalones / sem degraus / бесступенчатый**  
kg m/min

110 kW FU **[SD.shift]**  
WIW 300 WZ 404


**5 Lagen**  
Layers  
Couches  
Avvolgimenti  
Camadas  
Capas  
Слоёв

<b>1</b>	50000	0 ↔ 11
	12000	0 ↔ 35
<b>2</b>	23400	0 ↔ 22
	6800	0 ↔ 60

172,0 m / 86,0 m  
max. 301,0 m / 151,0 m<sup>1)</sup>



**Geschwindigkeit / Speed / Vitesse / Velocità / Velocidad / Velocidade / Скорость**



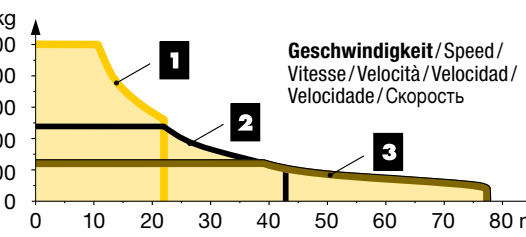
↔ **stufenlos / stepless / régl. continu / regl. progressiva / sin escalones / sem degraus / бесступенчатый**  
kg m/min

110 kW FU  
WIW 300 VZ 435

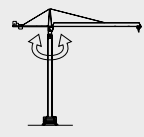
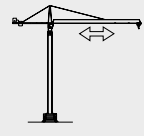
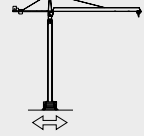

**5 Lagen**  
Layers  
Couches  
Avvolgimenti  
Camadas  
Capas  
Слоёв

<b>1</b>	50000	0 ↔ 11
	23000	0 ↔ 22
<b>2</b>	24000	0 ↔ 22
	10500	0 ↔ 43
<b>3</b>	12000	0 ↔ 39
	4800	0 ↔ 77

























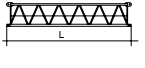











191,0 m / 96,0 m  
max. 441,0 m / 220,0 m<sup>1)</sup>

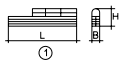
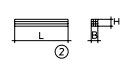
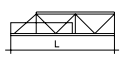
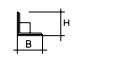





















**Geschwindigkeit / Speed / Vitesse / Velocità / Velocidad / Velocidade / Скорость**

	0 ↔ U/min 0,6 st./min tr./min	3 x 11,0 kW FU
	0 ↔ 70,0 m/min	18,5 kW FU
	0 ↔ 25,0 m/min	4 x 15,0 kW FU
	<b>kVA</b>	65 kW FU 110 kW FU 117,0 153,0

<sup>1)</sup> Weitere Hublastdaten: siehe Betriebsanleitung. / Further hoist load data: see instruction manual. / Autres données de la charge de levage : voir manuel d'instruction. / Altri dati sui carichi sollevati: consultare il manuale d'istruzione. / Alturas bajo granco superiores según manual. / Outras tabelas de carga: consultar manual de instruções. / Другие данные по весу поднимаемых грузов: см. инструкцию по эксплуатации.

<b>Kranoberteil</b>		Upper part of crane / Partie supérieure de grue / Parte superiore della gru / Parte superior grúa / Parte superior do guindaste / Верхняя часть крана	L (m)	B (m)	H (m)	kg <sup>2)</sup>		
Pos. Item Rep Voce Pos. Ref. Pos.	Anz. Qty. Qte. Qta. Cant. Cant. Кол-во	<b>Drehbühne kpl. mit Kugeldrehkranz und KUD-Auflage (Oberteil) /</b> Slewing platform complete with slewing ring and slewing ring support (upper part) / Plate-forme tournante complète avec couronne d'orientation et pivot d'orientation (partie supérieure) / Piattaforma girevole completa di ralla e supporto ralla (parte superiore) / Superestrutura completa con corona de giro y superficie para corona de giro (superestructura) / Plata- forma de giro, coroa com rolamentos de esfera e base da coroa giratória (parte superior) / Поворотная платформа в сб. с шариковым опорно- поворотным кругом и рамой ОПУ (верхняя часть)			4,35	2,90	3,00	28100
1	1							
2	2	<b>Kudauflage – Querträger /</b> Cross-member for slewing ring support / Traverse du pivot / Supporto ralla trasversale / Soporte principal asiento de pista / Suporte principal anel de giração / Рама ОПУ – поперечина			4,85	1,90	1,95	4200
3	2	<b>Kudauflage – Träger /</b> Cross-member for slewing ring support / Appui du pivot / Supporto ralla / Soporte asiento de pista / Suporte anel de giração / Рама ОПУ – опора			3,10	0,80	0,40	320 380
4	1	<b>Kabine mit Podest /</b> Cabin with platform / Cabine avec plateforme / Cabina con pedana / Cabina con plataforma / Cabina com plataforma / Кабина с площадкой			4,65	1,85	2,55	1500
5	1	<b>Podest /</b> Platform / Plateforme / Pedana / Plataforma / Plataforma / Площадкой			4,25	2,95	1,50	1200
6	1	<b>Drehwerks-Podest /</b> Slewing gear platform / Plate-forme des mécs. d'orien- tation / Piattaforma del gruppo di rotazione / Soporte del motor de giro / Suporte do motor de giração / Площадка для поворотного механизма			2,70	1,30	1,35	400
7	1	<b>Turmspitze /</b> Tower head section / Porte-flèche / Testa porta-braccio / Cabeza de torre / Cabeça de apoio de lança / Оголовок башни			12,20	2,60	1,40	9350
8	1	<b>Gegenausleger-Kopfstück /</b> Counter-jib head / Pointe de contre-flèche / Testa di controbraccio / Tramo punta de contrapluma / Cabeça de contra- lança / Концевая секция консоли противовеса			10,85	2,25	1,70	6650
9	1	<b>Gegenausleger-Anlenkstück /</b> Counter-jib heel section / Pied de contre-flèche / Settore articolato di controbraccio / Tramo primero-contrapluma / Base articulada da contra-lança / Корневая секция консоли противовеса			11,60	2,40	1,75	5150
10	1	<b>Gegenausleger-Zwischenstück /</b> Intermediate counter-jib section / Élément interm. de contre-flèche / Spezzone di controbraccio / Tramo intermedio de contrapluma / Peça suplementar da contra-lança / Промежуточная секция консоли противовеса			6,90	2,25	1,70	2600
11	1	<b>Schaltheis /</b> Switchgear cabinet / Amoire électrique / Sala quadri / Armario eléctrico / Armário elétrico / Шкаф управления			4,10	2,10	2,55	3500
12	1	<b>Ausleger-Anlenkstück /</b> Jib heel section / Pied de flèche / Sezione articolata braccio / Pluma tramo primero / Base articulada de lança / Корневая секция стрелы			12,10	1,85	2,75	① 6700
13	1	<b>Ausleger-Zwischenstück /</b> Intermediate jib section / Élément intermédiaire de flèche / Sezione intermedia braccio / Tramo intermedio pluma / Peça suplementar da lança / Промежуточная секция стрелы			12,10	1,85	2,35	② 5400
1	12,00				1,85	2,30	③ 5580	
1	12,00				1,85	2,30	④ 4160	
1	6,30				1,85	2,30	⑤ 2230	
1	12,15				1,85	2,30	⑥ 4900	
1	12,05	1,85	2,30	⑦ 3140				
14	1	<b>Ausleger-Kopfstück /</b> Jib head section / Pointe de flèche / Punta braccio / Tramo punta de pluma / Cabeça de lança / Концевая секция стрелы			6,90	1,85	2,55	⑧ 1830
15	1	<b>Laufkatze /</b> Trolley / Chariot de distribution / Carrello / Carrito / Carro de ponte / Грузовая тележка			4,80	1,50	2,20	1130
					4,80	1,50	2,20	1170
16	1	<b>Lasthaken /</b> Load hook / Crochet de levage / Gancio / Gancho / Gancho / Грузовой крюк			3,60	1,00	1,70	2320
17	1	<b>Hubwerkseinheit (110 kW) /</b> Hoist gear unit / Treuil de levage / Gruppo meccanismo sollevamento / Mecanismo de elevación / Grupo de mecanismo elevatório / Блок грузовой лебедки			3,60	2,15	1,50	7900
18	1	<b>Ausleger-Abspannbock /</b> Jib gantry / Chevalet de haubange de flèche / Tirante braccio / Caballete de pluma / Cavalete de lança / Опора расчала стрелы			8,25	0,35	1,41	1210

Pos. Item Rep Voce Pos. Ref. Поз.	Anz. Qty. Qte. Qta. Cant. Cant. Кол-во					L (m)	B (m)	H (m)	kg <sup>2)</sup>
<b>Turm</b> Tower/Mât/Torre/ Torre/Torre/Башня									
19	13	<b>Turmstück</b> /Tower section/Elément de mât/ Elemento di torre/Tramo torre/Torre/Башенная секция				6,28 4,30	1,00 0,60	1,80 0,60	5900 3900
<b>Klettereinrichtung</b> Climbing equipment/Equipement de télescopage/Attrezzatura per allungamento della gru/ Equipo de trepado/Acesórios p. subida no edificio/Обойма наращивания									
20	4	<b>Führungsstück, geteilt</b> /Guide section, split/Cage télescopique, dévisée/ Gabbia de soprae le vazione, suddivisa/Torre de montaje, dividida/ Peça de guia, subdividida/Направляющая секция, разъёмная				12,40	2,42	2,27	3750
21	1	<b>Hydraulikanlage, Stütz- und Klettertraverse</b> /Hydraulic unit, supporting and climbing crossmembers/Système hydraul. avec traverses d'appui et de télescop. /Sist. idraul., traversa di appoggio e allugam. gru/Sistema hidráulico con traviesa de apoyo y trepado/Instalação hidráulica, tavessa de apoio e subida/Гидроагрегат, стойка-упор и траверса обоймы наращивания				3,80	1,00	1,10	3360
<b>Unterwagen</b> Undercarriage/Châssis/Carro/ Carro con mástil/Carro de guindaste/Опорная рама									
22	4	<b>Ausgleichsschwinge mit Schwingenlager</b> /Pivot for wheel box/ Chape pour bogie/Bilanciere di equilibratura con cuscinetto bilanciere/ Balancin/Balancim com suporte/Балансир с шарнирной опорой				2,65	0,70	0,72	2600
23	4	<b>Schwingen-Hauptlager</b> /Gudgeon/Logement principal du balancier/ Cuscinetto principale oscillante/Cojinete oscilante/Rolamento oscilante/ Основная поворотная опора				1,55	0,84	0,64	1250
24	4	<b>Fahrschemel mit Antrieb</b> /Rail bogie with drive/ Bogie moteur/Telajo con grappa propulsore/ Caja rodillo motriz/Quadra sem grupa de propulsão/ Подрамник с приводом				2,20	1,10	1,10	2200
25	4	<b>Fahrschemel ohne Antrieb</b> /Rail bogie without drive/ Bogie fou/Telajo senza grappa propulsore/ Caja rodillo conducido/Quadra com grupa de propulsão/Подрамник без привода				1,90	0,60	1,10	1700
26	1	<b>Tragholm lang</b> /Long support arm/Longeron long/ Longherone lungo/Brazo soporte largo/ Travessa comprida/Несущая балка, длинная				9,14	1,30	1,32	3700
27	2	<b>Tragholm kurz</b> /Short support arm/Longeron court/Longherone corto/Brazo soporte corto/ Travessa curta/Несущая балка, короткая				8,94	1,30	1,31	3400
28	4	<b>Strebe</b> /Strut/Entretoise/Puntone/ Tirante/Tirante/Распорка				3,43	0,10	0,56	150
29	4	<b>Randträger</b> /Border support/Traverse/ Supporti base Traviesa/Apoio de bordo/ Стяжная балка				11,20	0,22	0,18	700
30	4	<b>Stützholm</b> /Support strut/Hauban de châssis/ Correnti di appoggio/Tirante vertical/ Travessa de apoio/Опорный подкос				7,70	0,46	0,50	1600
31	1	<b>Unterwagen-Turmstück, 4 Teile</b> /Undercarriage tower section, 4 pcs./ Mât de châssis, 4 pcs./Elemento di torre del carro, 4 pcs./Tramo de carro, 4 pcs./Peça de torre do chassis, 4 pcs./Опорная башенная секция, 4 части				7,33	2,40	2,40	2900
32	1	<b>Kleinteile, Seile und Abspannungen</b> /Small parts, ropes and holding bars/ Accessoires, câbles et tirants/Accessori, funi e attrezzi di ancoraggio/Despieces, cables y tirantes/ Acessórios, cabos e peças de ancoragem/Мелкие детали, Канаты и Пристежки				2,00	1,00	1,00	2500

<sup>2)</sup> Einzelgewichte/Single weights/Poids individuels/Singoli pesi/Tramo punta de pluma/Pesos de peças componentes/Индивидуальный вес

**Änderungen vorbehalten!** / Subject to technical modifications! /  
Sous réserves de modifications ! / Con riserva di modifiche! /  
¡Sujeto a modificaciones sin previo aviso! / Sujeto a modificações! /  
С правом внесения изменений!

**Sämtliche Angaben erfolgen ohne Gewähr.** / This information is supplied without liability. /  
Ces renseignements sont sans garantie. / Tutte le indicazioni fornite senza garanzia. /  
Declinamos toda responsabilidad derivada de la información proporcionada. / Declinamos  
qualquer responsabilidade quanto à informação fornecida. / Все данные указаны без обязательств.

**TCS-001012-LBC-01 • EN 14439:2009 – A3 • BGL C.0.10.1250 • 04.20**

Printed in Germany.

Liebherr-Werk Biberach GmbH  
Postfach 1663, D-88396 Biberach an der Riss  
☎ +49 73 51 41-0, Fax: +49 73 51 41 22 25  
www.liebherr.com, E-Mail: info.lbc@liebherr.com

Liebherr Industrias Metálicas, S.A.  
Polígono Industrial Agustinos, calle E, E-31014 Pamplona  
☎ +34 94829 70-00, Fax +34 94829 70-29  
www.liebherr.com, E-Mail: info.lim@liebherr.com